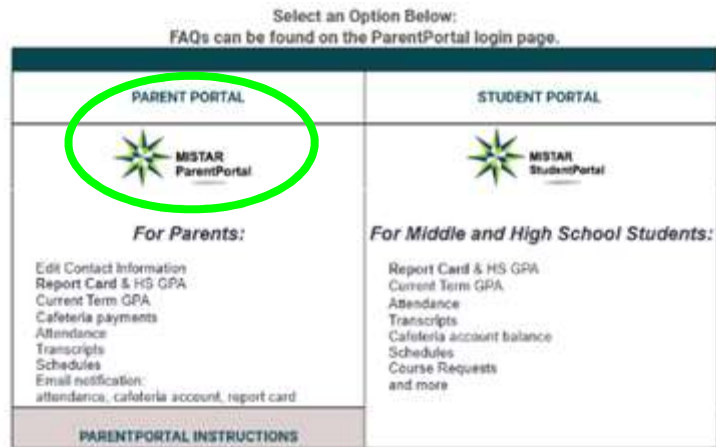


# Parent Guide to Food Service Online Payments in Mistar ParentPortal

Using your **Parent PIN and password**, sign into Mistar ParentPortal.

## Signing In

1. Click on the ParentPortal title or click on the logo beneath it.



2. Enter your **parent PIN** in the *Pin* field.  
Enter your district-assigned **parent password** in the *Password* field.  
Click Login



ParentConnection

### ParentPortal Login

PIN  
Enter PIN

Password  
Enter password

**Login**

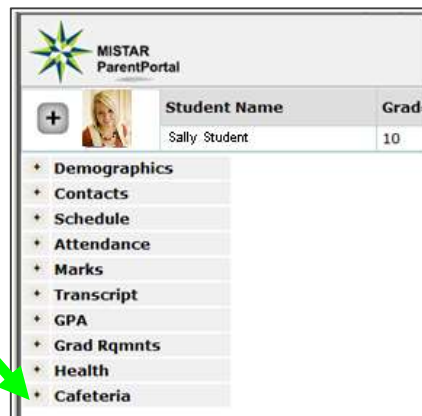
[Forgot Your PIN?](#) [Forgot Your Password?](#)

# Making a payment

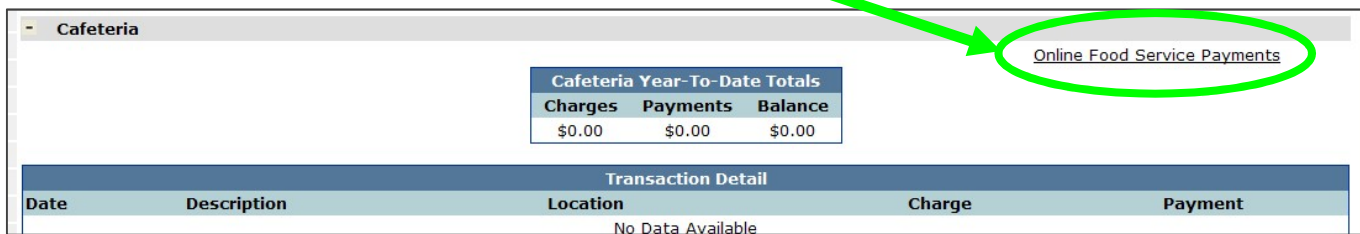


1. Click anywhere on a student's information line or picture.

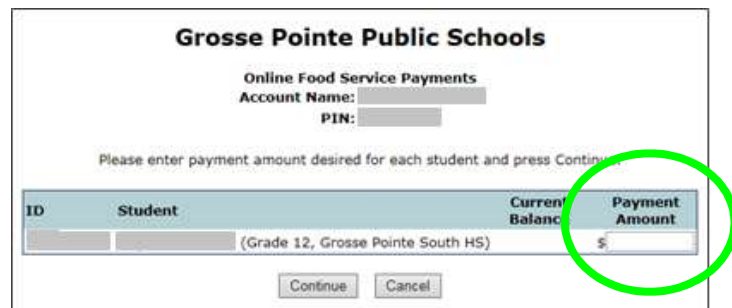
2. Select *Cafeteria*.



3. In the Cafeteria area, select *Online Food Service Payments*.



4. Enter your payment amount, click Continue.



5. Confirm your amount, click Check Out



6.

Clicking Check Out in step #5 will take you to PayPal.

Have a PayPal account?  
Enter your PayPal login  
information here.

No PayPal account?  
Click here to enter your  
billing information.

Pay with PayPal English

Email

Password

Stay logged in for faster checkout ?

For your security, we'll always ask you to log in to update your PayPal personal or financial info.

Log In

Having trouble logging in?

or

Pay with Debit or Credit Card

Cancel and return to Grosse Pointe Public Schools © 1999 - 2017

PayPal Policies PayPal Terms PayPal Privacy Feedback

New. Faster. Easier.  
Welcome to the new PayPal checkout!  
The security you rely on - now even faster.  
It's everything checkout should be.

Please note that if you have a PayPal account but opt instead to use the **Pay with Debit or Credit Card** button, PayPal may deny the transaction if you enter the same credit card as the one stored in your PayPal account. This is a PayPal security measure in case your card has been stolen.